

Rhodium-catalyzed tandem cyclization–cycloaddition reactions of enynebenzaldehydes: construction of polycyclic ring systems†

Seunghoon Shin, Arun Kumar Gupta, Chul Yun Rhim and Chang Ho Oh*

Received (in Bloomington, IN, USA) 28th April 2005, Accepted 11th July 2005

First published as an Advance Article on the web 29th July 2005

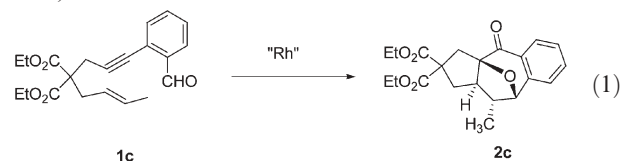
DOI: 10.1039/b506003f

o-(1,6-Enynyl)benzaldehydes underwent a novel mode of cycloaddition using Rh(I)-precatalyst, via [3 + 2] cycloaddition of presumed dipolar carbonyl ylide intermediate generated by Rh-catalyst and the utility of this mechanistically intriguing enyne cyclization can be found in a number of polycyclic natural product skeletons.

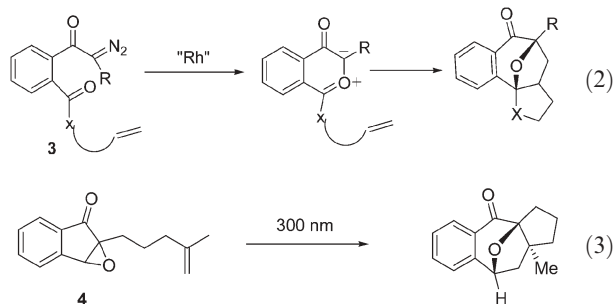
Transition metal-catalyzed cyclizations of enynes and related π -precursors has been an area of intense study in past decades, and has emerged as one of the most expeditious and versatile routes for construction of carbo- and heterocyclic compounds of medicinal and materials interest.¹ In an important subset of these reaction, *i.e.* [1 + *m* + *n*] cycloaddition, Rh(I)² complex has played a pivotal role in generating various modes of cyclization, such as [2 + 2 + 1], [5 + 2 + 1], and [4 + 2 + 2], *etc.*³ We now report our discovery of novel Rh(I)-catalyzed cycloaddition among appropriately tethered alkyne, alkene, and aldehyde functionalities (Scheme 1).

In connection with our interest in the metal-catalyzed cyclization of enynes,⁴ we were originally intrigued by the possibility of intramolecular Pauson–Khand-type transfer carbonylation of *o*-(1,6-enynyl)benzaldehyde **1c**. In this vein, we treated **1c** with Rh(PPh₃)₃Cl in xylene at 120 °C for 6 h (entry 1, Table 1). Surprisingly, we found the unusual polycyclic compound **2c** formed in 34% yield instead of the expected Pauson–Khand-type product, along with decomposed unidentified products. The structural identification and stereochemical assignment of **2c** followed from ¹H, ¹³C, COSY, HSQC, and 1-D NOE NMR experiments and finally from HRMS.^{5,6} From the screening of catalyst precursors and ligand, it was found that combination of [Rh(COD)Cl]₂ and dppp gave the highest yield of **2c** (entries 1–3), while use of cationic Rh(I) complex gave inferior conversion

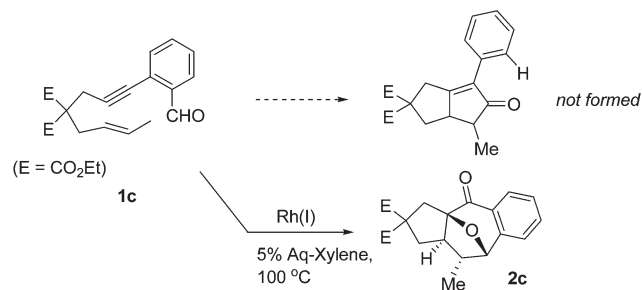
(entry 5). It is noteworthy that cyclization proceeds more effectively in the presence of a small amount of water. For example, treatment of **1c** with [Rh(COD)Cl]₂ (5 mol %) and dppp (10%) in refluxing aqueous xylene (containing 5 wt% H₂O) gave **2c** in 86% yield, while the same reaction in dry xylene (dried over Na) led to extensive decomposition of the starting material (entries 3, 4, and 7, Table 1). Among commercially available Rh-complexes tested, 5 mol % of [Rh(COD)Cl]₂ along with dppp (10%) gave the highest conversion in 5% aqueous xylene (86% yield, entry 7, Table 1).



It is also interesting to note that Padwa *et al.* and Feldman *et al.* independently reported the formation of the polyoxacyclic skeleton of **2c** from α -diazocarbonyl compound **3** via intermediacy of carbonyl ylide generated under Rh(II)-catalysis, and from photochemical reaction of α,β -epoxyketone **4** (eqn (2) and (3)), respectively.⁷ The present reaction has apparent advantages in that (1) multiple bonds formed efficiently from readily available starting material, leading to complex polyoxacyclic skeleton, and (2) the reaction is highly atom-economical. Several natural products can be projected to be generated from this methodology, including barbatusol, pisiferin, faveline, and xochitlolone.⁸



In order to demonstrate the scope of present reaction, we prepared various *o*-(enynyl)benzaldehydes **1a–g** and tested these substrates under our optimized conditions: [Rh(COD)Cl]₂ (5 mol%), dppp (10%) in 5% aqueous xylene (Table 2). The reaction is highly tolerant of the substitution pattern in alkene and both terminal as well as internal alkenes **1c** underwent efficient cyclization (Table 2, entries 2 and 3) in satisfactory yields without any isomerization. Heteroatoms enyne (Table 2, **1e–1f**) can be well accommodated in the present methodology (Table 2, entries 5–7). Finally, 1,7-enyne substrates **1d** and **1f** substrates gave higher



Scheme 1

Department of Chemistry, Hanyang University, Seoul, 133-791, South Korea. E-mail: changho@hanyang.ac.kr

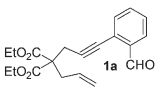
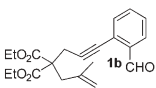
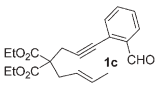
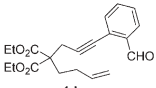
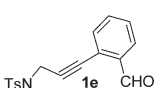
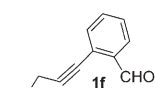
† Electronic supplementary information (ESI) available: Experimental procedures and spectroscopic data. See <http://dx.doi.org/10.1039/b506003f>

Table 1 Reactions of **1c** with various metal complexes under different solvents

Entry	Catalyst ^a	Conditions	Yield ^b (%)
1	Rh(PPh ₃) ₃ Cl	xylene (commercial), 120 °C, 6 h	34 ^c
2	[Rh(CO) ₂ Cl] ₂	xylene (commercial), 120 °C, 0.5 h	45 ^c
3	[Rh(COD)Cl] ₂ /dppp	xylene (commercial), 120 °C, 12 h	81
4	[Rh(COD)Cl] ₂ /dppp	xylene (dried over Na), 120 °C, 48 h	decomposition
5	[Rh(COD)Cl] ₂ /dppp/AgOTf	5% aq. xylene, 120 °C, 6 h	63 ^c
6	Pd(PPh ₃) ₄	5% aq. xylene, 120 °C, 24 h	No reaction
7	[Rh(COD)Cl] ₂ /dppp	aq. 5% aq. xylene, 110 °C, 12h	86

^a At 5 mol% Rh. 10% of ligand (if any). ^b Isolated yields. ^c The rest of material was decomposed product.

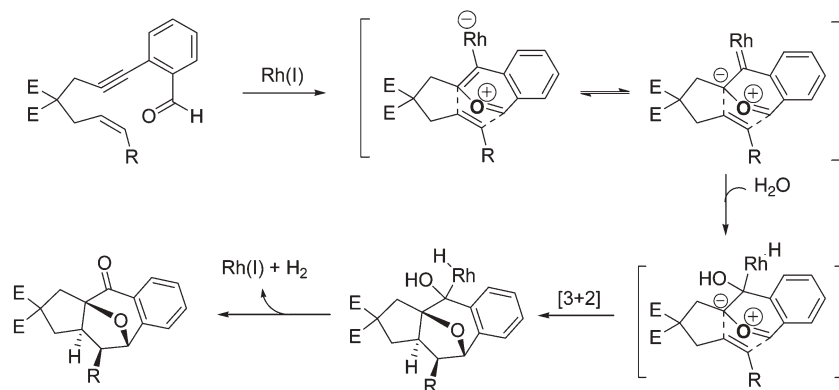
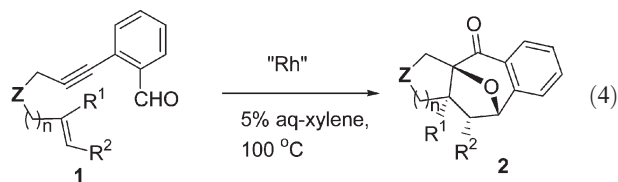
Table 2 Reactions of various *o*-enynebenzaldehydes **1a–g**

Entry	Substrate (1)	Temp (°C)/Time (h)	Product 2	Yield (%)
1		100, 12	2a	83
2		100, 12	2b	76
3		100, 12	2c	86
4		110, 12	2d	68
5		80, 8	2e	87
6		80, 8	2f	81

homologs **2d** and **2f** smoothly, albeit in slightly diminished yields (Table 2, entries 4 and 6).

While detailed mechanism should await further study, we suggest Scheme 2 as a working hypothesis. We postulated the formation of **2** is initiated by activation of alkyne by Rh(I) species to generate Rh-carbenoid carbonyl ylide (Scheme 2).^{9,10} Successive *tandem* [3 + 2] cycloaddition with tethered alkene would lead to the observed oxabicyclic product **2**. Addition of water could occur at any stage, regenerating Rh(I) and molecular hydrogen. Yamamoto *et al.* recently reported that similar substrates undergo Au(III)-catalyzed [4 + 2] cycloaddition to give benzannulation product.¹¹ Presumably, fine reactivity control by putting *gem*-disubstituent directs the reaction manifold into [3 + 2] cycloaddition instead of [4 + 2] pathway.

In summary, we have demonstrated a highly efficient, atom-economical route to various polycyclic compounds from *o*-(enyne)benzaldehydes. Further study aimed at elucidating this novel and mechanistically intriguing mode of cyclization is currently underway. We are also pursuing the applications of this methodology for the construction of various polycyclic natural product skeletons.

**Scheme 2** Proposed mechanism of Rh(I)-catalyzed polycyclization.

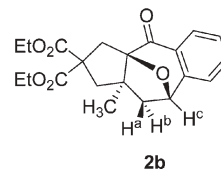
We are thankful to the Center for Molecular Design and Synthesis (CMDS) for support of this research project. S. Shin is thankful for support by the research fund of Hanyang University (HY-2004). A. K. Gupta is grateful to KOSEF (Brain Pool) fellowship.

Notes and references

- For representative examples, **reductive cyclization**: (a) H. -Y. Jang and M. J. Krische, *J. Am. Chem. Soc.*, 2004, **126**, 7875; **enyne metathesis**: (b) C. Nieto-Oberhuber, M. Paz Muñoz, E. Buñuel, C. Nevado, D. J. Cárdenas and A. M. Echavarren, *Angew. Chem. Int. Ed.*, 2004, **43**, 2402; **metalloene**: (c) C. Fernandez-Rivas, M. Mendez, C. Nieto-Oberhuber and A. M. Echavarren, *J. Org. Chem.*, 2002, **67**, 5197; **cycloisomerization**: (d) O Buisine, C Aubert and M. Malacria, *Chem. Eur. J.*, 2001, **7**, 3517; (e) M. Mendez, M. P. Munoz, C. Nevado, D. J. Cardenas and A. M. Echavarren, *J. Am. Chem. Soc.*, 2001, **123**, 10511; (f) B. M. Trost and F. D. Toste, *J. Am. Chem. Soc.*, 2000, **122**, 714; **metathesis**: (g) M. Mori, *Top. Organomet. Chem.*, 1998, **1**, 133; (h) T. M. Tranka and R. H. Grubbs, *Acc. Chem. Res.*, 2001, **34**, 18; (i) M. P. Schramm, D. S. Reddy and S. A. Kozmin, *Angew. Chem. Int. Ed.*, 2001, **40**, 4274; **Enne**: (j) M. Hatano, M. Terada and K. Mikami, *Angew. Chem. Int. Ed.*, 2001, **40**, 249; (k) M. Hatano and K. Mikami, *J. Am. Chem. Soc.*, 2003, **125**, 4704; (l) S. J. Sturla, N. M. Kablaoui and S. L. Buchwald, *J. Am. Chem. Soc.*, 1999, **121**, 1976; **Pauson-Khand reaction**: (m) M. R. Rivero and J. C. Carretero, *J. Org. Chem.*, 2003, **68**, 2975; (n) K. Fuji, T. Morimoto, K. Tsutsumi and K. Kakiuchi, *Angew. Chem. Int. Ed.*, 2003, **42**, 2409; (o) K. H. Park, S. U. Son and Y. K. Chung, *Tetrahedron Lett.*, 2003, **44**, 2827; (p) K. H. Park, S. U. Son and Y. K. Chung, *Chem. Commun.*, 2003, **15**, 1898.
- (a) B. Bennacer, M. Fujiwara and I. Ojima, *Org. Lett.*, 2004, **6**, 3589; (b) I. Ojima, *Pure Appl. Chem.*, 2002, **74**, 159; (c) I. Ojima, A. C. Moralee and V. C. Vassar, *Top. Catal.*, 2002, **19**, 89; (d) M. Fujiwara and I. Ojima, "Rhodium(1)-Catalyzed Cycloisomerization and Cyclotrimerization reactions" in "Modern Rhodium-Catalyzed Transformations", P. A. Evans (Ed), John Wiley, New York, 2005, pp 129.
- [2 + 2 + 1]: (a) P. A. Wender, M. P. Croatt and N. M. Deschamps, *J. Am. Chem. Soc.*, 2004, **126**, 5948. For [5 + 2 + 1]: (b) P. A. Wender, G. G. Gamber, R. D. Hubbard and L. Zhang, *J. Am. Chem. Soc.*, 2002, **124**, 2876. [4 + 2 + 2]: (c) P. A. Evans, J. E. Robinson, E. W. Baum and A. N. Fazal, *J. Am. Chem. Soc.*, 2002, **124**, 8782; (d) S. R. Gilbertson and B. DeBoef, *J. Am. Chem. Soc.*, 2002, **124**, 8784. [2 + 2 + 2] of endiynes or dienyne, (e) C. H. Oh, H. R. Sung, S. H. Jung and Y. M. Lim, *Tetrahedron Lett.*, 2001, **42**, 5493.
- (a) C. H. Oh, H. H. Jung, J. S. Kim and S. W. Cho, *Angew. Chem. Int. Ed.*, 2000, **39**, 752; (b) C. H. Oh, J. W. Han, J. S. Kim, S. Y. Um, H. H. Jung, W. H. Jang and H. S. Won, *Tetrahedron Lett.*, 2000, **41**, 8365; (c) C. H. Oh, H. H. Jung, H. R. Sung and J. D. Kim, *Tetrahedron Lett.*, 2001, **57**, 1723; (d) C. H. Oh and Y. M. Lim, *Tetrahedron Lett.*, 2003, **44**, 267; (e) C. H. Oh and H. H. Jung, *Tetrahedron Lett.*, 1999, **40**, 1535.
- General Experimental Procedure for the preparation of compound 2a-g**: Into a 10 mL round bottomed flask was taken: 1 mmol of enyne-benzaldehyde, 5 mol% [Rh(COD)Cl]₂ dimer and 10 mol% of dppp. To this, 5% aqueous xylene (2 mL) was added through a glass syringe. The reaction mixture was first stirred for 10 min at room temperature and then kept in a preheated oil bath at 100–110 °C. After completion of the reaction, it was cooled, diluted with diethyl ether and filtered through

celite. The solvent was evaporated and subjected to column chromatography to obtain the pure compound.

- A representative stereochemical assignment of **2b** is shown below, which is based on the coupling constants (400 MHz for ¹H) and NOE experiments. The molecular model indicates H^a-C-C-H^c dihedral angle of **2b** of ca. 20°, and H^b-C-C-H^c of 90°. 1-D NOE experiments are consistent with this stereochemistry.



Protons	Coupling constants	1D-NOE information
H ^a -H ^c	$J = 7.0$ Hz	1.7 % (irradiation of H ^c)
H ^b -H ^c	$J = \sim 0$ Hz	0.3 % (irradiation of H ^c)
H ^a -Me		1.9 % (irradiation of Me)
H ^b -Me		~ 0 % (irradiation of Me)

- (a) K. S. Feldman, *Tetrahedron Lett.*, 1983, **24**, 5585; (b) A. Padwa, L. Precedo and M. A. Semones, *J. Org. Chem.*, 1999, **64**, 4079; (c) A. Padwa, G. E. Fryxell and L. Zhi, *J. Am. Chem. Soc.*, 1990, **112**, 3100; (d) J. A. Marshall, J.-E. Audia and J. Grote, *J. Org. Chem.*, 1986, **51**, 1157.
- (a) M. George, H. Rodgers, Z. Yong, T. Xinrong, F. T. Lee, F. Jing and D. Sam, *J. Org. Chem.*, 1996, **61**, 8169; (b) K. A. Ghosh, C. Mukhopadhyay and U. R. Ghatak, *J. Chem. Soc., Perkin Trans. 1*, 1994, **3**, 327; (c) T. Ohta, E. Yuichi, K. Rikako and N. Shigeo, *Heterocycles*, 1994, **38**, 55; (d) M. F. MacKay, B. G. L. Martin and P. R. Phyland, *Acta Crystallogr., Sect. C: Cryst. Struct. Commun.*, 1997, **C53**, 1497; (e) T. L. Matthew, B. G. John, B. S. Jeffrey, D. K. Gary, L. Robert, L. O. Daniel, L. J. Deann and H. K. Terrence, U.S. Pat. Appl. Publ. 2004, US 2004151792; (f) M. Hideaki and N. Mitsutaka, *Tetrahedron Lett.*, 2002, **43**, 2913; (g) G. Saha, S. R. Supti and S. Ghosh, *Tetrahedron*, 1990, **46**, 8229; (h) D. Soumitra, B. Gopa and U. R. Ghatak, *J. Chem. Soc., Perkin. Trans. 1*, 1990, **5**, 1453; (i) H. Shinichi, K. Toshimi and H. Yoshiyuki, *Phytochemistry*, 1985, **24**, 1545; (j) H. Hong, N. Neamati, H. E. Winslow, J. L. Christensen, A. Orr, Y. Pommier and G. W. Milne, *Antiviral Chem. Chemother.*, 1998, **9**, 461.
- Rh(I)-catalyzed addition of N- and O-nucleophiles has some literature precedents. (a) T. E. Muller, *Tetrahedron Lett.*, 1998, **39**, 5961; (b) C. G. Hartung, A. Tillack, H. Trauthwein and M. Beller, *J. Org. Chem.*, 2001, **66**, 6339; (c) D. M. T. Chan, T. B. Marder, D. Milstein and N. J. Tayler, *J. Am. Chem. Soc.*, 1987, **109**, 6385. As the referee suggested, we tried reaction of **1a** with RhCl₃·3H₂O/dppp. In this case, a greatly diminished conversion ($\sim 10\%$) was obtained.
- An analogy could be found in Rh(I)- or Ru(II) catalyzed cycloisomerization of homopropargyl alcohol, see (a) B. M. Trost and Y. H. Rhee, *J. Am. Chem. Soc.*, 2003, **125**, 7482; (b) B. M. Trost and Y. H. Rhee, *J. Am. Chem. Soc.*, 2002, **124**, 2528.
- (a) B. F. Straub, *Chem. Commun.*, 2004, 1726; (b) N. Asao, K. Takahashi, S. Lee, T. Kasahara and Y. Yamamoto, *J. Am. Chem. Soc.*, 2002, **124**, 12650; (c) Y. Yamamoto, *J. Org. Chem.*, 2005, **70**, 3682.